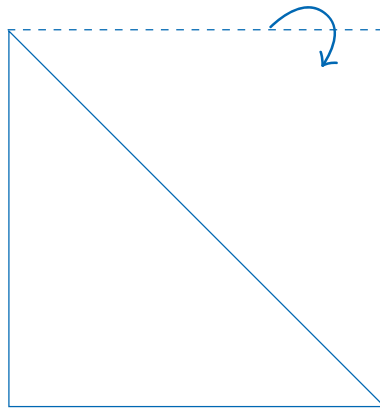
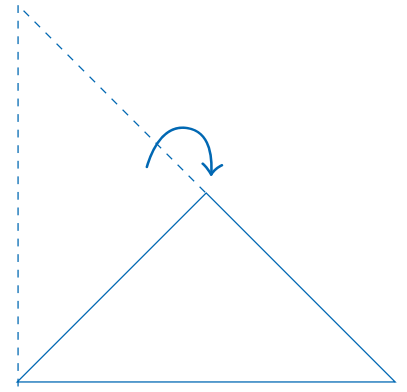


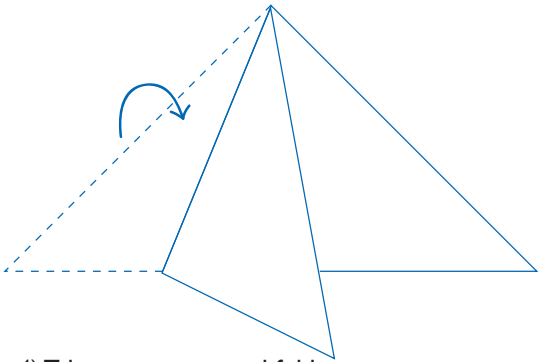
1) Cut away top and bottom lines to make a square sheet of paper.



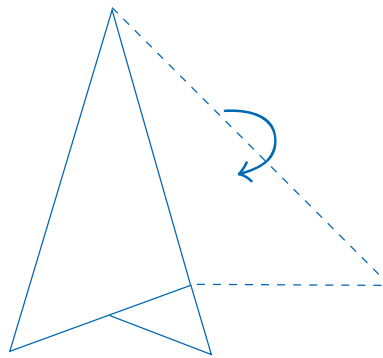
2) Take your square sheet of paper and fold it in half diagonally.



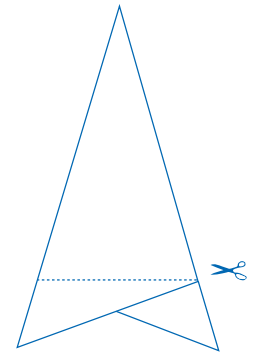
3) Then fold it in half diagonally again.



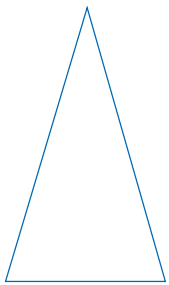
4) Take one corner and fold it towards the center.



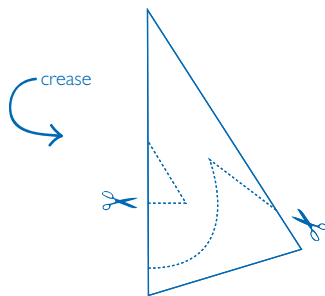
5) Now fold over the other side.




6) Cut off the excess paper at the bottom to make a tall triangle.



7) So it looks like this.



8) Cut out a pattern similar to this one. Do not cut near the top point of the triangle.



Unfold and enjoy!

